

2019 CALDER CUP PLAYOFF PICTURE - Through games of Mar. 1

		GR	W	L	OTL	SOL	PTS	GF	GA	Pts%	SOW	ROW	Goal Diff	Max Pts	Max ROW	HR	AR	SOS	Magic #	NEXT 7 DAYS										
																				Sat 3/2	Sun 3/3	Mon 3/4	Tue 3/5	Wed 3/6	Thu 3/7	Fri 3/8				
ATLANTIC	1		CHARLOTTE CHECKERS	18	37	14	6	1	81	186	161	.698	1	36	+25	117	54	11	7	.557	21	CHA	BNG						@LV	
	2		BRIDGEPORT SOUND TIGERS	18	33	18	5	2	73	188	179	.629	5	28	+9	109	46	10	8	.577	29	BRI	@HER	@LV						@ROC
	3		HERSHEY BEARS	19	32	21	1	3	68	155	167	.596	7	25	-12	106	44	9	10	.543	34	HER	BRI						@PRO	
	4		PROVIDENCE BRUINS	19	28	20	7	2	65	173	159	.570	1	27	+14	103	46	10	9	.550	37	PRO	@SPR	SPR					HER	
	5		W-B/SCRANTON PENGUINS	20	27	22	5	2	61	178	165	.545	5	22	+13	101	42	12	8	.554	43	WBS	@HFD				LV		HFD	
	6		LEHIGH VALLEY PHANTOMS	20	27	23	3	3	60	178	177	.536	3	24	+1	100	44	11	9	.588	44	LV	UTI	BRI		@WBS			CHA	
	7		SPRINGFIELD THUNDERBIRDS	19	23	23	6	5	57	187	187	.500	0	23	0	95	42	7	12	.571	47	SPR	PRO	@PRO					@BNG	
	8		HARTFORD WOLF PACK	17	23	27	6	3	55	165	206	.466	1	22	-41	89	39	8	9	.581	49	HFD	WBS						@WBS	
NORTH	1		SYRACUSE CRUNCH	21	34	16	3	2	73	193	137	.664	3	31	+56	115	52	10	11	.580	27	SYR	ROC	@ROC					@UTI	UTI
	2		ROCHESTER AMERICANS	20	34	17	3	2	73	184	160	.652	5	29	+24	113	49	9	11	.591	27	ROC	@SYR	SYR						BRI
	3		TORONTO MARLIES	19	29	19	6	3	67	194	189	.588	1	28	+5	105	47	9	10	.548	33	TOR	CLE			@LAV			@LAV	
	4		UTICA COMETS	18	30	21	5	2	67	185	196	.578	1	29	-11	103	47	8	10	.570	33	UTI	@LV			SYR			@SYR	
	5		BELLEVILLE SENATORS	17	29	23	3	4	65	190	189	.551	2	27	+1	99	44	10	7	.568	39	BEL	MB				@CLE	@CLE		
	6		CLEVELAND MONSTERS	18	27	24	6	1	61	177	198	.526	5	22	-21	97	40	9	9	.565	43	CLE	@TOR					BEL	BEL	
	7		LAVAL ROCKET	18	24	25	5	4	57	154	171	.491	1	23	-17	93	41	9	9	.569	47	LAV				TOR		TOR		
	8		BINGHAMTON DEVILS	17	24	30	5	0	53	159	203	.449	1	23	-44	87	40	6	11	.567	51	BNG	@CHA						SPR	
CENTRAL	1		CHICAGO WOLVES	20	33	17	5	1	72	189	153	.643	0	33	+36	112	53	9	11	.542	26	CHI	@TEX			@SA			@MIL	
	2		GRAND RAPIDS GRIFFINS	19	31	17	5	4	71	169	161	.623	4	27	+8	109	46	7	12	.554	27	GR				TEX			IA	
	3		IOWA WILD	19	29	17	6	5	69	183	164	.605	4	25	+19	107	44	9	10	.548	29	IA	@ONT	@ONT					@GR	
	4		ROCKFORD ICEHOGS	17	27	23	3	6	63	144	164	.534	2	25	-20	97	42	9	8	.555	37	RFD								
	5		TEXAS STARS	19	27	23	4	3	61	174	169	.535	1	26	+5	99	45	10	9	.584	37	TEX	CHI			@MIL	@GR			
	6		MILWAUKEE ADMIRALS	18	24	22	11	1	60	155	166	.517	4	20	-11	96	38	11	7	.582	40	MIL	@SA		TEX				CHI	
	7		MANITOBA MOOSE	19	27	25	3	2	59	146	172	.518	2	25	-26	97	44	10	9	.563	41	MB	@BEL							
	8		SAN ANTONIO RAMPAGE	19	25	26	6	0	56	148	173	.491	2	23	-25	94	42	11	8	.563	44	SA		MIL		CHI				
PACIFIC	1		BAKERSFIELD CONDORS	16	33	16	2	1	69	178	135	.663	2	31	+43	101	47	7	9	.540	20	BAK	SJ			@SJ			@STK	
	2		SAN JOSE BARRACUDA	17	30	15	2	4	66	169	145	.647	3	27	+24	100	44	9	8	.584	23	SJ	@BAK			BAK				
	3		SAN DIEGO GULLS	16	29	17	3	3	64	189	175	.615	2	27	+14	96	43	9	7	.550	25	SD	@STK			STK			COL	
	4		TUCSON ROADRUNNERS	18	25	19	4	2	56	153	151	.560	1	24	+2	92	42	10	8	.556	33	TUC	@COL	@COL					ONT	
	5		COLORADO EAGLES	16	26	22	3	1	56	155	165	.538	4	22	-10	88	46	8	8	.577	37	COL	TUC	TUC					@SD	
	6		STOCKTON HEAT	15	23	25	4	1	51	188	205	.481	1	22	-17	81	37	8	7	.565	42	STK	SD			@SD			BAK	
	7		ONTARIO REIGN	18	18	25	5	2	43	159	203	.430	1	17	-44	79	35	7	11	.587	50	ONT	IA	IA					@TUC	

Playoff position

Non-playoff position

- x - clinched playoff berth
- y - clinched division title
- z - clinched regular-season title

GR - games remaining

W - wins (2 points)

L - regulation losses (0 points)

OTL - overtime losses (1 point)

SOL - shootout losses (1 point)

Pts - points

GF - goals for

GA - goals against

Pts % - points percentage [Pts/(GP*2)]

SOW - shootout wins

ROW - regulation/overtime wins

Goal Diff - goal differential

Max Pts - maximum possible number of points

Max ROW - maximum possible number of ROW

HR - home games remaining

AR - away games remaining

SOS - strength of schedule of remaining opponents
































Magic # is the number of points needed by a team to clinch a playoff berth.

A team's Magic # is reduced when it earns standings points, or when the team with the highest possible total outside the playoff picture fails to earn standings points.
































A team clinches a playoff berth when its Magic # reaches zero.



REMAINING SCHEDULE

	Sat	Sun	Mon	Tue	Wed	Thu	Fri	Sat	Sun	Mon	Tue	Wed	Thu	Fri	Sat	Sun	Mon	Tue	Wed	Thu	Fri	Sat	Sun	Mon	Tue	Wed
	3/9	3/10	3/11	3/12	3/13	3/14	3/15	3/16	3/17	3/18	3/19	3/20	3/21	3/22	3/23	3/24	3/25	3/26	3/27	3/28	3/29	3/30	3/31	4/1	4/2	4/3
 CHARLOTTE CHECKERS		@LV					ROC	ROC			SYR	SYR			HFD	HFD			@BRI		@HFD	@BRI			LV	LV
 BRIDGEPORT SOUND TIGERS		@TOR						@HER	SPR			TOR			BEL	SYR			CHA			CHA	HER		WBS	
 HERSHEY BEARS	@PRO	@HFD			SPR		TOR	BRI			WBS				@CLE	@CLE						PRO	@BRI			
 PROVIDENCE BRUINS	HER	SPR					@LV	@WBS				@LAV		BEL	BNG				@WBS		@SYR	@HER				
 W-B/SCRANTON PENGUINS	SYR				@LV		PRO	TOR		@HER				LV	@LV	SPR			PRO			SPR			@BRI	
 LEHIGH VALLEY PHANTOMS		CHA			WBS		PRO	TOR						@WBS	WBS				@ROC		@CLE	@CLE		@CHA	@CHA	
 SPRINGFIELD THUNDERBIRDS	HFD	@PRO			@HER		@UTI		@BRI					BNG	LAV	@WBS					@BNG	@WBS			HFD	
 HARTFORD WOLF PACK	@SPR	HER			BNG		@SYR	@UTI							@CHA	@CHA					CHA	BEL			@SPR	
	Sat	Sun	Mon	Tue	Wed	Thu	Fri	Sat	Sun	Mon	Tue	Wed	Thu	Fri	Sat	Sun	Mon	Tue	Wed	Thu	Fri	Sat	Sun	Mon	Tue	Wed
	3/9	3/10	3/11	3/12	3/13	3/14	3/15	3/16	3/17	3/18	3/19	3/20	3/21	3/22	3/23	3/24	3/25	3/26	3/27	3/28	3/29	3/30	3/31	4/1	4/2	4/3
 SYRACUSE CRUNCH	@WBS				@LAV		HFD	BNG			@CHA	@CHA			UTI	@BRI			@BEL		PRO	UTI			@BEL	
 ROCHESTER AMERICANS	@BNG	BNG			UTI		@CHA	@CHA						CLE	@TOR	@TOR			LV		LAV	@BNG				
 TORONTO MARLIES		BRI	BEL				@HER	@LV	@WBS			@BRI			ROC	ROC					@UTI	LAV				
 UTICA COMETS	@LAV				@ROC		SPR	HFD				@BEL		LAV	@SYR						TOR	@SYR				
 BELLEVILLE SENATORS			@TOR				LAV	LAV				UTI		@PRO	@BRI				SYR			@HFD			SYR	
 CLEVELAND MONSTERS					@MIL		@CHI	@RFD						@ROC	HER	HER					LV	LV			@LAV	
 LAVAL ROCKET	UTI				SYR		@BEL	@BEL				PRO		@UTI	@SPR				BNG		@ROC	@TOR			CLE	
 BINGHAMTON DEVILS	ROC	@ROC			@HFD		@SYR							@SPR	@PRO				@LAV		SPR	ROC				
	Sat	Sun	Mon	Tue	Wed	Thu	Fri	Sat	Sun	Mon	Tue	Wed	Thu	Fri	Sat	Sun	Mon	Tue	Wed	Thu	Fri	Sat	Sun	Mon	Tue	Wed
	3/9	3/10	3/11	3/12	3/13	3/14	3/15	3/16	3/17	3/18	3/19	3/20	3/21	3/22	3/23	3/24	3/25	3/26	3/27	3/28	3/29	3/30	3/31	4/1	4/2	4/3
 CHICAGO WOLVES	IA	MIL					CLE	SA						@TEX	@SA			@SA			@GR	MIL	@RFD			
 GRAND RAPIDS GRIFFINS	@MIL						RFD	@MIL			@SA	@TEX			@TEX	@SA			@IA		CHI	@RFD	MIL		@ONT	
 IOWA WILD	@CHI			SA			SA			@TUC	@TUC			@STK	@STK			GR			TEX	TEX			TUC	
 ROCKFORD ICEHOGS	@MB	@MB					@GR	CLE	TEX			CHI		@MIL	MIL				MIL			GR	CHI		SA	
 TEXAS STARS	@SA	SA			@MB		@MB		@RFD			GR		CHI	GR				MB		@IA	@IA				
 MILWAUKEE ADMIRALS	GR	@CHI			CLE			GR						RFD	@RFD				@RFD		@CHI	@GR			SA	
 MANITOBA MOOSE	RFD	RFD			TEX		TEX		SD		SD			@COL	@COL				@TEX		@SA	@SA			BAK	
 SAN ANTONIO RAMPAGE	TEX	@TEX		@IA			@IA	@CHI			GR				CHI	GR			CHI		MB	MB			@RFD	
	Sat	Sun	Mon	Tue	Wed	Thu	Fri	Sat	Sun	Mon	Tue	Wed	Thu	Fri	Sat	Sun	Mon	Tue	Wed	Thu	Fri	Sat	Sun	Mon	Tue	Wed
	3/9	3/10	3/11	3/12	3/13	3/14	3/15	3/16	3/17	3/18	3/19	3/20	3/21	3/22	3/23	3/24	3/25	3/26	3/27	3/28	3/29	3/30	3/31	4/1	4/2	4/3
 BAKERSFIELD CONDORS	@SJ				SD			ONT						@ONT						ONT		SJ			@MB	
 SAN JOSE BARRACUDA	BAK	STK						COL	COL						@TUC	@TUC			@SD		ONT	@BAK			SD	
 SAN DIEGO GULLS	COL				@BAK				@MB		@MB				ONT				SJ		BAK	STK			@SJ	
 TUCSON ROADRUNNERS	ONT						@STK	@STK			IA	IA			SJ	SJ					COL	COL		@IA	@IA	
 COLORADO EAGLES	@SD			ONT	ONT			@SJ	@SJ					MB	MB						@TUC	@TUC				
 STOCKTON HEAT		@SJ					TUC	TUC						IA		IA					@SD	@SD	@ONT			
 ONTARIO REIGN	@TUC			@COL	@COL			@BAK						BAK	@SD				@BAK		@SJ		STK		GR	

REMAINING SCHEDULE

	Thu 4/4	Fri 4/5	Sat 4/6	Sun 4/7	Mon 4/8	Tue 4/9	Wed 4/10	Thu 4/11	Fri 4/12	Sat 4/13	Sun 4/14
 CHARLOTTE CHECKERS			SPR	SPR			@CLE	@CLE			
 BRIDGEPORT SOUND TIGERS		@PRO	PRO				LAV	@SPR	@WBS		
 HERSHEY BEARS	@TOR	@BEL	@LAV			LV		@HFD	UTI	HFD	
 PROVIDENCE BRUINS		BRI	@BRI	UTI				LV	@SPR	SPR	
 W-B/SCRANTON PENGUINS		BNG	@LV	@LV				@UTI	BRI	BNG	
 LEHIGH VALLEY PHANTOMS			WBS	WBS		@HER		@PRO	HFD		
 SPRINGFIELD THUNDERBIRDS			@CHA	@CHA				BRI	PRO	@PRO	
 HARTFORD WOLF PACK			UTI	BNG				HER	@LV	@HER	
	Thu 4/4	Fri 4/5	Sat 4/6	Sun 4/7	Mon 4/8	Tue 4/9	Wed 4/10	Thu 4/11	Fri 4/12	Sat 4/13	Sun 4/14
 SYRACUSE CRUNCH		@ROC	ROC						LAV	ROC	@UTI
 ROCHESTER AMERICANS		SYR	@SYR		@CLE				BNG	@SYR	@BEL
 TORONTO MARLIES	HER	@UTI	@BNG				@BEL			BEL	CLE
 UTICA COMETS		TOR	@HFD	@PRO					WBS	@HER	SYR
 BELLEVILLE SENATORS		HER	CLE				TOR			@TOR	ROC
 CLEVELAND MONSTERS		@LAV	@BEL		ROC			CHA	CHA		@TOR
 LAVAL ROCKET		CLE	HER				@BRI		@SYR	@BNG	
 BINGHAMTON DEVILS		@WBS	TOR	@HFD					@ROC	LAV	@WBS
	Thu 4/4	Fri 4/5	Sat 4/6	Sun 4/7	Mon 4/8	Tue 4/9	Wed 4/10	Thu 4/11	Fri 4/12	Sat 4/13	Sun 4/14
 CHICAGO WOLVES		@MIL	COL	COL					@IA	MB	MB
 GRAND RAPIDS GRIFFINS		@SJ	@SJ					IA	MB	@MIL	
 IOWA WILD			@MIL				@GR		CHI	RFD	
 ROCKFORD ICEHOGS		@TEX	@TEX			@MIL				@IA	MIL
 TEXAS STARS		RFD	RFD				SA		@SA	SA	
 MILWAUKEE ADMIRALS		CHI	IA			RFD				GR	@RFD
 MANITOBA MOOSE			STK	STK					@GR	@CHI	@CHI
 SAN ANTONIO RAMPAGE			BAK				@TEX		TEX	@TEX	
	Thu 4/4	Fri 4/5	Sat 4/6	Sun 4/7	Mon 4/8	Tue 4/9	Wed 4/10	Thu 4/11	Fri 4/12	Sat 4/13	Sun 4/14
 BAKERSFIELD CONDORS			@SA				TUC			ONT	@STK
 SAN JOSE BARRACUDA		GR	GR				@SD		@COL	@COL	
 SAN DIEGO GULLS		ONT					SJ		@TUC	@TUC	
 TUCSON ROADRUNNERS				@ONT			@BAK		SD	SD	
 COLORADO EAGLES			@CHI	@CHI					SJ	SJ	
 STOCKTON HEAT			@MB	@MB			ONT		@ONT		BAK
 ONTARIO REIGN		@SD		TUC			@STK		STK	@BAK	