

2019 CALDER CUP PLAYOFF PICTURE - Through games of Mar. 7

		GR	W	L	OTL	SOL	PTS	GF	GA	Pts%	SOW	ROW	Goal Diff	Max Pts	Max ROW	HR	AR	SOS	Magic #	NEXT 7 DAYS								
																				Fri 3/8	Sat 3/9	Sun 3/10	Mon 3/11	Tue 3/12	Wed 3/13	Thu 3/14		
ATLANTIC	1		17	38	14	6	1	83	194	162	.703	1	37	+32	117	54	10	7	.562	16	CHA	@LV		@LV				
	2		16	35	18	5	2	77	195	181	.642	5	30	+14	109	46	10	6	.577	22	BRI	@ROC		@TOR				
	3		18	32	22	1	3	68	156	171	.586	7	25	-15	104	43	8	10	.541	31	HER	@PRO	@PRO	@HFD		SPR		
	4		17	29	21	7	2	67	180	165	.568	1	28	+15	101	45	9	8	.553	32	PRO	HER	HER	SPR				
	5		17	29	24	3	3	64	185	182	.542	3	26	+3	98	43	9	8	.587	38	LV	CHA		CHA			WBS	
	6		18	27	23	6	2	62	182	172	.534	5	22	+10	98	40	11	7	.562	40	WBS	HFD	SYR				@LV	
	7		17	24	24	6	5	59	193	194	.500	0	24	-1	93	41	6	11	.570	43	SPR	@BNG	HFD	@PRO			@HER	
	8		16	24	27	6	3	57	169	209	.475	1	23	-40	89	39	7	9	.579	45	HFD	@WBS	@SPR	HER			BNG	
NORTH	1		18	36	17	3	2	77	205	146	.664	3	33	+59	113	51	9	9	.567	21	SYR	UTI	@WBS					
	2		18	35	18	3	2	75	190	167	.647	5	30	+23	111	48	8	10	.585	23	ROC	BRI	@BNG	BNG				@LAV
	3		17	31	19	6	3	71	201	194	.602	1	30	+7	105	47	8	9	.549	27	TOR	@LAV			BRI	BEL		UTI
	4		16	30	23	5	2	67	189	204	.558	1	29	-15	99	45	7	9	.567	31	UTI	@SYR	@LAV					@ROC
	5		15	30	24	3	4	67	195	191	.549	2	28	+4	97	43	9	6	.576	33	BEL	@CLE			@TOR			
	6		16	28	25	6	1	63	181	202	.525	5	23	-21	95	39	8	8	.570	37	CLE	BEL						@MIL
	7		17	24	25	6	4	58	157	175	.492	1	23	-18	92	40	8	9	.566	42	LAV	TOR	UTI					SYR
	8		16	24	31	5	0	53	160	211	.442	1	23	-51	85	39	6	10	.558	47	BNG	SPR	ROC	@ROC				@HFD
CENTRAL	1		18	33	18	5	2	73	192	159	.629	0	33	+33	109	51	9	9	.548	23	CHI	@MIL	IA	MIL				
	2		18	32	17	5	4	73	174	163	.629	4	28	+11	109	46	6	12	.554	23	GR	IA	@MIL					
	3		17	30	17	7	5	72	192	173	.610	4	26	+19	106	43	9	8	.560	24	IA	@GR	@CHI			SA		
	4		17	27	23	3	6	63	144	164	.534	2	25	-20	97	42	9	8	.554	33	RFD		@MB	@MB				
	5		16	28	25	4	3	63	182	182	.525	1	27	0	95	43	9	7	.563	35	TEX		@SA	SA			@MB	
	6		16	25	22	12	1	63	165	173	.525	4	21	-8	95	37	10	6	.587	35	MIL	CHI	GR	@CHI				CLE
	7		17	27	26	6	0	60	155	178	.508	3	24	-23	94	41	9	8	.573	38	SA		TEX	@TEX		@IA		
	8		18	27	26	3	2	59	146	176	.509	2	25	-30	95	43	10	8	.572	39	MB		RFD	RFD				TEX
PACIFIC	1		14	35	16	2	1	73	191	141	.676	2	33	+50	101	47	6	8	.520	16	BAK	@STK	@SJ					SD
	2		15	30	17	2	4	66	175	158	.623	3	27	+17	96	42	8	7	.578	23	SJ		BAK	STK				
	3		14	30	18	3	3	66	197	182	.611	2	28	+15	94	42	8	6	.557	23	SD	COL	COL				@BAK	
	4		14	28	22	3	1	60	160	168	.556	4	24	-8	88	46	6	8	.568	30	COL	@SD	@SD			ONT	ONT	
	5		16	25	20	5	2	57	156	156	.548	1	24	0	89	40	10	6	.560	32	TUC	ONT	ONT					
	6		13	24	26	4	1	53	195	213	.482	1	23	-18	79	36	7	6	.555	37	STK	BAK		@SJ				
	7		16	19	26	5	2	45	168	212	.433	1	18	-44	77	34	5	11	.586	45	ONT	@TUC	@TUC			@COL	@COL	

Playoff position
Non-playoff position

x - clinched playoff berth
y - clinched division title
z - clinched regular-season title

GR - games remaining
W - wins (2 points)
L - regulation losses (0 points)
OTL - overtime losses (1 point)
SOL - shootout losses (1 point)
Pts - points
































GF - goals for
GA - goals against
Pts % - points percentage [Pts/(GP*2)]
SOW - shootout wins
ROW - regulation/overtime wins
Goal Diff - goal differential

Max Pts - maximum possible number of points
Max ROW - maximum possible number of ROW
HR - home games remaining
AR - away games remaining
SOS - strength of schedule of remaining opponents

Magic # is the number of points needed by a team to clinch a playoff berth.
A team's Magic # is reduced when it earns standings points, or when the team with the highest possible total outside the playoff picture fails to earn standings points.
A team clinches a playoff berth when its Magic # reaches zero.



REMAINING SCHEDULE

	Fri	Sat	Sun	Mon	Tue	Wed	Thu	Fri	Sat	Sun	Mon	Tue	Wed	Thu	Fri	Sat	Sun	Mon	Tue	Wed	Thu	Fri	Sat	Sun		
	3/15	3/16	3/17	3/18	3/19	3/20	3/21	3/22	3/23	3/24	3/25	3/26	3/27	3/28	3/29	3/30	3/31	4/1	4/2	4/3	4/4	4/5	4/6	4/7		
 CHARLOTTE CHECKERS	ROC	ROC			SYR	SYR			HFD	HFD			@BRI		@HFD	@BRI			LV	LV				SPR	SPR	
 BRIDGEPORT SOUND TIGERS		@HER	SPR			TOR			BEL	SYR				CHA		CHA	HER		WBS			@PRO	PRO			
 HERSHEY BEARS	TOR	BRI			WBS				@CLE	@CLE						PRO	@BRI				@TOR	@BEL	@LAV			
 PROVIDENCE BRUINS	@LV	@WBS				@LAV		BEL	BNG				@WBS		@SYR	@HER							BRI	@BRI	UTI	
 LEHIGH VALLEY PHANTOMS	PRO	TOR						@WBS	WBS				@ROC		@CLE	@CLE			@CHA	@CHA				WBS	WBS	
 W-B/SCRANTON PENGUINS		PRO	TOR		@HER			LV	@LV	SPR				PRO		SPR			@BRI				BNG	@LV	@LV	
 SPRINGFIELD THUNDERBIRDS	@UTI		@BRI					BNG	LAV	@WBS					@BNG	@WBS							HFD		@CHA	@CHA
 HARTFORD WOLF PACK	@SYR	@UTI							@CHA	@CHA					CHA	BEL				@SPR				UTI	BNG	
	Fri	Sat	Sun	Mon	Tue	Wed	Thu	Fri	Sat	Sun	Mon	Tue	Wed	Thu	Fri	Sat	Sun	Mon	Tue	Wed	Thu	Fri	Sat	Sun		
	3/15	3/16	3/17	3/18	3/19	3/20	3/21	3/22	3/23	3/24	3/25	3/26	3/27	3/28	3/29	3/30	3/31	4/1	4/2	4/3	4/4	4/5	4/6	4/7		
 SYRACUSE CRUNCH	HFD	BNG			@CHA	@CHA			UTI	@BRI				@BEL		PRO	UTI				@BEL			@ROC	ROC	
 ROCHESTER AMERICANS	@CHA	@CHA						CLE	@TOR	@TOR				LV		LAV	@BNG						SYR	@SYR		
 TORONTO MARLIES	@HER	@LV	@WBS			@BRI			ROC	ROC					@UTI	LAV						HER	@UTI	@BNG		
 UTICA COMETS	SPR	HFD				@BEL		LAV	@SYR						TOR	@SYR							TOR	@HFD	@PRO	
 BELLEVILLE SENATORS	LAV	LAV				UTI		@PRO	@BRI				SYR			@HFD				SYR			HER	CLE		
 CLEVELAND MONSTERS	@CHI	@RFD						@ROC	HER	HER					LV	LV				@LAV			@LAV	@BEL		
 LAVAL ROCKET	@BEL	@BEL				PRO		@UTI	@SPR				BNG		@ROC	@TOR				CLE			CLE	HER		
 BINGHAMTON DEVILS		@SYR						@SPR	@PRO				@LAV		SPR	ROC							@WBS	TOR	@HFD	
	Fri	Sat	Sun	Mon	Tue	Wed	Thu	Fri	Sat	Sun	Mon	Tue	Wed	Thu	Fri	Sat	Sun	Mon	Tue	Wed	Thu	Fri	Sat	Sun		
	3/15	3/16	3/17	3/18	3/19	3/20	3/21	3/22	3/23	3/24	3/25	3/26	3/27	3/28	3/29	3/30	3/31	4/1	4/2	4/3	4/4	4/5	4/6	4/7		
 CHICAGO WOLVES	CLE	SA				@RFD		@TEX	@SA			@SA			@GR	MIL	@RFD						@MIL	COL	COL	
 GRAND RAPIDS GRIFFINS	RFD	@MIL			@SA	@TEX			@TEX	@SA		@IA			CHI	@RFD	MIL			@ONT			@SJ	@SJ		
 IOWA WILD	SA				@TUC	@TUC		@STK	@STK			GR			TEX	TEX				TUC	TUC			@MIL		
 ROCKFORD ICEHOGS	@GR	CLE	TEX			CHI		@MIL	MIL				MIL		GR	CHI			SA			@TEX	@TEX			
 TEXAS STARS	@MB		@RFD			GR		CHI	GR				MB		@IA	@IA						RFD	RFD			
 MILWAUKEE ADMIRALS		GR						RFD	@RFD				@RFD			@CHI	@GR				SA		CHI	IA		
 SAN ANTONIO RAMPAGE	@IA	@CHI			GR				CHI	GR		CHI			MB	MB			@RFD	@MIL				BAK		
 MANITOBA MOOSE	TEX		SD		SD			@COL	@COL				@TEX		@SA	@SA				BAK	BAK			STK	STK	
	Fri	Sat	Sun	Mon	Tue	Wed	Thu	Fri	Sat	Sun	Mon	Tue	Wed	Thu	Fri	Sat	Sun	Mon	Tue	Wed	Thu	Fri	Sat	Sun		
	3/15	3/16	3/17	3/18	3/19	3/20	3/21	3/22	3/23	3/24	3/25	3/26	3/27	3/28	3/29	3/30	3/31	4/1	4/2	4/3	4/4	4/5	4/6	4/7		
 BAKERSFIELD CONDORS		ONT						@ONT						ONT		@SD	SJ			@MB	@MB			@SA		
 SAN JOSE BARRACUDA		COL	COL						@TUC	@TUC				@SD		ONT	@BAK				SD		GR	GR		
 SAN DIEGO GULLS			@MB		@MB				ONT				SJ		BAK	STK				@SJ		ONT				
 COLORADO EAGLES		@SJ	@SJ					MB	MB						@TUC	@TUC							@CHI	@CHI		
 TUCSON ROADRUNNERS	@STK	@STK			IA	IA			SJ	SJ					COL	COL			@IA	@IA				@ONT		
 STOCKTON HEAT	TUC	TUC						IA		IA						@SD	@ONT						@MB	@MB		
 ONTARIO REIGN		@BAK						BAK	@SD				@BAK		@SJ		STK			GR		@SD		TUC		

REMAINING SCHEDULE

	Mon 4/8	Tue 4/9	Wed 4/10	Thu 4/11	Fri 4/12	Sat 4/13	Sun 4/14
 CHARLOTTE CHECKERS				@CLE	@CLE		
 BRIDGEPORT SOUND TIGERS			LAV		@SPR	@WBS	
 HERSHEY BEARS		LV			@HFD	UTI	HFD
 PROVIDENCE BRUINS					LV	@SPR	SPR
 LEHIGH VALLEY PHANTOMS		@HER			@PRO	HFD	
 W-B/SCRANTON PENGUINS					@UTI	BRI	BNG
 SPRINGFIELD THUNDERBIRDS					BRI	PRO	@PRO
 HARTFORD WOLF PACK					HER	@LV	@HER
	Mon 4/8	Tue 4/9	Wed 4/10	Thu 4/11	Fri 4/12	Sat 4/13	Sun 4/14
 SYRACUSE CRUNCH					LAV	ROC	@UTI
 ROCHESTER AMERICANS	@CLE				BNG	@SYR	@BEL
 TORONTO MARLIES			@BEL			BEL	CLE
 UTICA COMETS					WBS	@HER	SYR
 BELLEVILLE SENATORS			TOR			@TOR	ROC
 CLEVELAND MONSTERS	ROC			CHA	CHA		@TOR
 LAVAL ROCKET			@BRI		@SYR	@BNG	
 BINGHAMTON DEVILS					@ROC	LAV	@WBS
	Mon 4/8	Tue 4/9	Wed 4/10	Thu 4/11	Fri 4/12	Sat 4/13	Sun 4/14
 CHICAGO WOLVES					@IA	MB	MB
 GRAND RAPIDS GRIFFINS			IA		MB	@MIL	
 IOWA WILD			@GR		CHI	RFD	
 ROCKFORD ICEHOGS		@MIL				@IA	MIL
 TEXAS STARS			SA		@SA	SA	
 MILWAUKEE ADMIRALS			RFD			GR	@RFD
 SAN ANTONIO RAMPAGE			@TEX		TEX	@TEX	
 MANITOBA MOOSE					@GR	@CHI	@CHI
	Mon 4/8	Tue 4/9	Wed 4/10	Thu 4/11	Fri 4/12	Sat 4/13	Sun 4/14
 BAKERSFIELD CONDORS			TUC			ONT	@STK
 SAN JOSE BARRACUDA			@SD		@COL	@COL	
 SAN DIEGO GULLS			SJ		@TUC	@TUC	
 COLORADO EAGLES					SJ	SJ	
 TUCSON ROADRUNNERS			@BAK		SD	SD	
 STOCKTON HEAT			ONT		@ONT		BAK
 ONTARIO REIGN			@STK		STK	@BAK	