

**2019 CALDER CUP PLAYOFF PICTURE - Through games of Mar. 9**

		GR	W	L	OTL	SOL	PTS	GF	GA	Pts%	SOW	ROW	Goal Diff	Max Pts	Max ROW	HR	AR	SOS	Magic #	NEXT 7 DAYS									
																				Sun 3/10	Mon 3/11	Tue 3/12	Wed 3/13	Thu 3/14	Fri 3/15	Sat 3/16			
ATLANTIC	1		16	38	15	6	1	83	196	165	.692	1	37	+31	115	53	10	6	.570	16	CHA	@LV						ROC	ROC
	2		15	35	19	5	2	77	195	186	.631	5	30	+9	107	45	10	5	.574	22	BRI	@TOR							@HER
	3		15	31	21	7	2	71	187	170	.582	2	29	+17	101	44	7	8	.548	28	PRO	SPR					@LV	@WBS	
	4		16	32	22	2	4	70	161	178	.583	7	25	-17	102	41	8	8	.541	29	HER	@HFD		SPR			TOR	BRI	
	5		16	30	24	3	3	66	188	184	.550	3	27	+4	98	43	8	8	.585	36	LV	CHA		WBS			PRO	TOR	
	6		16	28	23	6	3	65	188	178	.542	5	23	+10	97	39	9	7	.563	37	WBS			@LV				PRO	
	7		15	25	24	7	5	62	198	199	.508	0	25	-1	92	40	5	10	.578	40	SPR	@PRO		@HER			@UTI		
	8		14	26	27	6	3	61	175	213	.492	2	24	-38	89	38	7	7	.581	41	HFD	HER		BNG			@SYR	@UTI	
NORTH	1		16	37	17	4	2	80	212	150	.667	3	34	+62	112	50	8	8	.566	16	SYR						HFD	BNG	
	2		16	37	18	3	2	79	200	170	.658	5	32	+30	111	48	7	9	.581	17	ROC	BNG			@LAV		@CHA	@CHA	
	3		16	32	19	6	3	73	204	194	.608	1	31	+10	105	47	8	8	.548	23	TOR	BRI	BEL			UTI	@HER	@LV	
	4		14	30	25	5	2	67	192	213	.540	1	29	-21	95	43	7	7	.571	29	UTI			@ROC		SPR	HFD		
	5		14	30	25	3	4	67	195	195	.540	2	28	0	95	42	9	5	.583	29	BEL		@TOR			LAV	LAV		
	6		15	29	25	6	1	65	185	202	.533	5	24	-17	95	39	7	8	.577	31	CLE			@MIL		@CHI	@RFD		
	7		15	25	26	6	4	60	162	181	.492	1	24	-19	90	39	6	9	.563	36	LAV			SYR		@BEL	@BEL		
	8		14	24	33	5	0	53	165	219	.427	1	23	-54	81	37	4	10	.564	43	BNG	@ROC		@HFD				@SYR	
CENTRAL	1		16	35	18	5	2	77	200	161	.642	0	35	+39	109	51	8	8	.548	19	CHI	MIL					CLE	SA	
	2		16	33	17	6	4	76	181	167	.633	4	29	+14	108	45	5	11	.552	20	GR					RFD	@MIL		
	3		15	31	18	7	5	74	197	180	.607	4	27	+17	104	42	9	6	.550	22	IA		SA			SA			
	4		15	29	25	4	3	65	188	186	.533	1	28	+2	95	43	9	6	.569	31	TEX	SA		@MB		@MB			
	5		16	27	24	3	6	63	145	167	.525	2	25	-22	95	41	9	7	.557	33	RFD	@MB				@GR	CLE		
	6		14	25	24	12	1	63	166	181	.508	4	21	-15	91	35	8	6	.583	33	MIL	@CHI		CLE			GR		
	7		17	28	26	3	2	61	149	177	.517	2	26	-28	95	43	9	8	.578	35	MB	RFD		TEX		TEX			
	8		16	27	27	6	0	60	159	184	.500	3	24	-25	92	40	8	8	.580	36	SA	@TEX		@IA		@IA	@CHI		
PACIFIC	1		12	36	17	2	1	75	199	146	.670	2	34	+53	99	46	6	6	.519	11	BAK				SD		ONT		
	2		14	30	18	2	4	66	176	165	.611	3	27	+11	94	41	7	7	.571	20	SJ	STK					COL		
	3		12	30	20	3	3	66	197	185	.589	2	28	+12	90	40	6	6	.555	20	SD			@BAK					
	4		12	30	22	3	1	64	163	168	.571	4	26	-5	88	46	6	6	.560	22	COL			ONT	ONT		@SJ		
	5		14	25	22	5	2	57	159	164	.528	1	24	-5	85	38	8	6	.577	32	TUC					@STK	@STK		
	6		12	25	26	4	1	55	199	214	.491	1	24	-15	79	36	6	6	.544	34	STK	@SJ				TUC	TUC		
	7		14	21	26	5	2	49	176	215	.454	1	20	-39	77	34	5	9	.589	40	ONT		@COL	@COL			@BAK		

**Playoff position**  
**Non-playoff position**

- x - clinched playoff berth
- y - clinched division title
- z - clinched regular-season title

GR - games remaining  
W - wins (2 points)  
L - regulation losses (0 points)  
OTL - overtime losses (1 point)  
SOL - shootout losses (1 point)  
Pts - points
































GF - goals for  
GA - goals against  
Pts % - points percentage [Pts/(GP\*2)]  
SOW - shootout wins  
ROW - regulation/overtime wins  
Goal Diff - goal differential

Max Pts - maximum possible number of points  
Max ROW - maximum possible number of ROW  
HR - home games remaining  
AR - away games remaining  
SOS - strength of schedule of remaining opponents

**Magic #** is the number of points needed by a team to clinch a playoff berth.  
A team's **Magic #** is reduced when it earns standings points, or when the team with the highest possible total outside the playoff picture fails to earn standings points.  
A team clinches a playoff berth when its **Magic #** reaches zero.



REMAINING SCHEDULE

	Sun	Mon	Tue	Wed	Thu	Fri	Sat	Sun	Mon	Tue	Wed	Thu	Fri	Sat	Sun	Mon	Tue	Wed	Thu	Fri	Sat	Sun	
	3/17	3/18	3/19	3/20	3/21	3/22	3/23	3/24	3/25	3/26	3/27	3/28	3/29	3/30	3/31	4/1	4/2	4/3	4/4	4/5	4/6	4/7	
 CHARLOTTE CHECKERS			SYR	SYR			HFD	HFD			@BRI		@HFD	@BRI			LV	LV				SPR	SPR
 BRIDGEPORT SOUND TIGERS	SPR			TOR			BEL	SYR			CHA			CHA	HER		WBS			@PRO	PRO		
 PROVIDENCE BRUINS				@LAV			BEL	BNG			@WBS		@SYR	@HER							BRI	@BRI	UTI
 HERSHEY BEARS			WBS				@CLE	@CLE						PRO	@BRI				@TOR	@BEL	@LAV		
 LEHIGH VALLEY PHANTOMS						@WBS	WBS				@ROC		@CLE	@CLE		@CHA	@CHA				WBS	WBS	
 W-B/SCRANTON PENGUINS	TOR	@HER				LV	@LV	SPR			PRO			SPR		@BRI				BNG	@LV	@LV	
 SPRINGFIELD THUNDERBIRDS	@BRI					BNG	LAV	@WBS					@BNG	@WBS				HFD			@CHA	@CHA	
 HARTFORD WOLF PACK							@CHA	@CHA					CHA	BEL				@SPR			UTI	BNG	
	Sun	Mon	Tue	Wed	Thu	Fri	Sat	Sun	Mon	Tue	Wed	Thu	Fri	Sat	Sun	Mon	Tue	Wed	Thu	Fri	Sat	Sun	
	3/17	3/18	3/19	3/20	3/21	3/22	3/23	3/24	3/25	3/26	3/27	3/28	3/29	3/30	3/31	4/1	4/2	4/3	4/4	4/5	4/6	4/7	
 SYRACUSE CRUNCH			@CHA	@CHA			UTI	@BRI			@BEL		PRO	UTI				@BEL		@ROC	ROC		
 ROCHESTER AMERICANS						CLE	@TOR	@TOR			LV		LAV	@BNG						SYR	@SYR		
 TORONTO MARLIES	@WBS			@BRI			ROC	ROC					@UTI	LAV					HER	@UTI	@BNG		
 UTICA COMETS			@BEL			LAV	@SYR						TOR	@SYR						TOR	@HFD	@PRO	
 BELLEVILLE SENATORS				UTI		@PRO	@BRI				SYR			@HFD				SYR		HER	CLE		
 CLEVELAND MONSTERS						@ROC	HER	HER					LV	LV				@LAV		@LAV	@BEL		
 LAVAL ROCKET				PRO		@UTI	@SPR				BNG		@ROC	@TOR				CLE		CLE	HER		
 BINGHAMTON DEVILS						@SPR	@PRO				@LAV		SPR	ROC						@WBS	TOR	@HFD	
	Sun	Mon	Tue	Wed	Thu	Fri	Sat	Sun	Mon	Tue	Wed	Thu	Fri	Sat	Sun	Mon	Tue	Wed	Thu	Fri	Sat	Sun	
	3/17	3/18	3/19	3/20	3/21	3/22	3/23	3/24	3/25	3/26	3/27	3/28	3/29	3/30	3/31	4/1	4/2	4/3	4/4	4/5	4/6	4/7	
 CHICAGO WOLVES				@RFD		@TEX	@SA			@SA			@GR	MIL	@RFD					@MIL	COL	COL	
 GRAND RAPIDS GRIFFINS			@SA	@TEX			@TEX	@SA		@IA			CHI	@RFD	MIL			@ONT		@SJ	@SJ		
 IOWA WILD			@TUC	@TUC		@STK	@STK			GR			TEX	TEX			TUC	TUC			@MIL		
 TEXAS STARS	@RFD			GR		CHI	GR			MB			@IA	@IA						RFD	RFD		
 ROCKFORD ICEHOGS	TEX			CHI		@MIL	MIL			MIL				GR	CHI		SA			@TEX	@TEX		
 MILWAUKEE ADMIRALS						RFD	@RFD			@RFD				@CHI	@GR					CHI	IA		
 MANITOBA MOOSE	SD		SD			@COL	@COL			@TEX			@SA	@SA				BAK	BAK		STK	STK	
 SAN ANTONIO RAMPAGE			GR				CHI	GR		CHI			MB	MB			@RFD	@MIL			BAK		
	Sun	Mon	Tue	Wed	Thu	Fri	Sat	Sun	Mon	Tue	Wed	Thu	Fri	Sat	Sun	Mon	Tue	Wed	Thu	Fri	Sat	Sun	
	3/17	3/18	3/19	3/20	3/21	3/22	3/23	3/24	3/25	3/26	3/27	3/28	3/29	3/30	3/31	4/1	4/2	4/3	4/4	4/5	4/6	4/7	
 BAKERSFIELD CONDORS						@ONT						ONT		@SD	SJ		@MB	@MB			@SA		
 SAN JOSE BARRACUDA	COL						@TUC	@TUC			@SD		ONT	@BAK					SD		GR	GR	
 SAN DIEGO GULLS	@MB		@MB				ONT				SJ		BAK	STK				@SJ		ONT			
 COLORADO EAGLES	@SJ					MB	MB						@TUC	@TUC							@CHI	@CHI	
 TUCSON ROADRUNNERS			IA	IA			SJ	SJ					COL	COL			@IA	@IA				@ONT	
 STOCKTON HEAT						IA		IA						@SD	@ONT						@MB	@MB	
 ONTARIO REIGN						BAK	@SD				@BAK		@SJ		STK				GR	@SD		TUC	

REMAINING SCHEDULE

	Mon 4/8	Tue 4/9	Wed 4/10	Thu 4/11	Fri 4/12	Sat 4/13	Sun 4/14
 CHARLOTTE CHECKERS				@CLE	@CLE		
 BRIDGEPORT SOUND TIGERS			LAV		@SPR	@WBS	
 PROVIDENCE BRUINS					LV	@SPR	SPR
 HERSHEY BEARS		LV			@HFD	UTI	HFD
 LEHIGH VALLEY PHANTOMS		@HER			@PRO	HFD	
 W-B/SCRANTON PENGUINS					@UTI	BRI	BNG
 SPRINGFIELD THUNDERBIRDS					BRI	PRO	@PRO
 HARTFORD WOLF PACK					HER	@LV	@HER
	Mon 4/8	Tue 4/9	Wed 4/10	Thu 4/11	Fri 4/12	Sat 4/13	Sun 4/14
 SYRACUSE CRUNCH					LAV	ROC	@UTI
 ROCHESTER AMERICANS	@CLE				BNG	@SYR	@BEL
 TORONTO MARLIES			@BEL			BEL	CLE
 UTICA COMETS					WBS	@HER	SYR
 BELLEVILLE SENATORS			TOR			@TOR	ROC
 CLEVELAND MONSTERS	ROC			CHA	CHA		@TOR
 LAVAL ROCKET			@BRI		@SYR	@BNG	
 BINGHAMTON DEVILS					@ROC	LAV	@WBS
	Mon 4/8	Tue 4/9	Wed 4/10	Thu 4/11	Fri 4/12	Sat 4/13	Sun 4/14
 CHICAGO WOLVES					@IA	MB	MB
 GRAND RAPIDS GRIFFINS			IA		MB	@MIL	
 IOWA WILD			@GR		CHI	RFD	
 TEXAS STARS			SA		@SA	SA	
 ROCKFORD ICEHOGS		@MIL				@IA	MIL
 MILWAUKEE ADMIRALS		RFD				GR	@RFD
 MANITOBA MOOSE					@GR	@CHI	@CHI
 SAN ANTONIO RAMPAGE			@TEX		TEX	@TEX	
	Mon 4/8	Tue 4/9	Wed 4/10	Thu 4/11	Fri 4/12	Sat 4/13	Sun 4/14
 BAKERSFIELD CONDORS			TUC			ONT	@STK
 SAN JOSE BARRACUDA			@SD		@COL	@COL	
 SAN DIEGO GULLS			SJ		@TUC	@TUC	
 COLORADO EAGLES					SJ	SJ	
 TUCSON ROADRUNNERS			@BAK		SD	SD	
 STOCKTON HEAT			ONT		@ONT		BAK
 ONTARIO REIGN			@STK		STK	@BAK	